



SILJAN duo flexi kitchen mixer

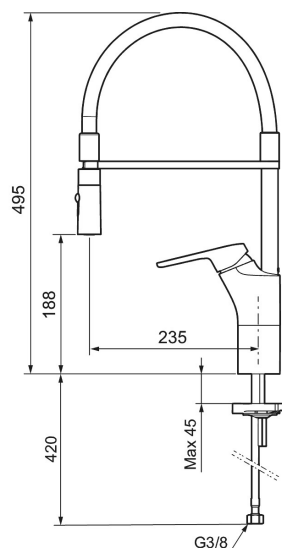
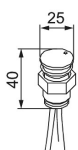
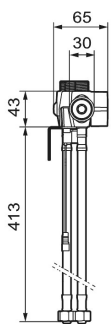
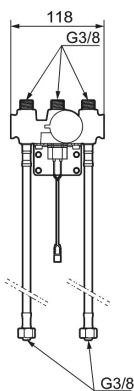
Although the mixers look the same as usual on the outside, sophisticated electronic functions are hidden beneath the surface. The SILJAN duo flexi mixer has a traditional lever function as well as a modern sensor role. The touchless function is practical because the mixer automatically turns on the water when it detects your hands in front of the sensor. SILJAN duo flexi have a detachable nozzle and a choice of jet settings. The mixer keeps your hands clean and helps control bacteria, and also saves water. Simple, durable and above all hygienic!

Article number: 83130010 **Flow 3 bar:** 9.1 l/m

Description: Chrome, battery operation (included battery) and electronic dishwasher cut-off valve

Unique characteristics

Backflow protection unit type



- Cold Start
- Ceramic cartridge with soft closing function
- Adjustable flow control and temperature limiter
- Eco Flow (energy and water saving aerator)
- Nozzle with concentrated jet and handshower
- Swivel spout, limitation part for 60°, 85°, 110° or 360° included
- Flush Timeout - safety shut-off to prevent flooding
- Can be turned off for 5 min. (eg for cleaning)
- Low power consumption - Long life
- IP class sensor, IP67
- Approved non-return valves, EN-Standard EN1717

Installation:

- Automatic sensor calibration
- All models can be adapted for either battery 6V or mains operation 12V AC/DC
- For mains operation requires installation of the adapter kit FMM S600147
- Soft PEX® hoses with 3/8" connecting nut (stainless steel braided)
- Hole diameter Ø34-37 mm

Settings:

- Programmable detection distance
- Adjustable flush time

Electronic dishwasher cut-off valve:

- The touch button is mounted in the sink plate or countertop, panel thickness 0–40 mm
- Colour indicator for mode selection
- Automatic shut-off after 3 or 12 hours
- Supplied with battery, 9V
- Connection G1/2