

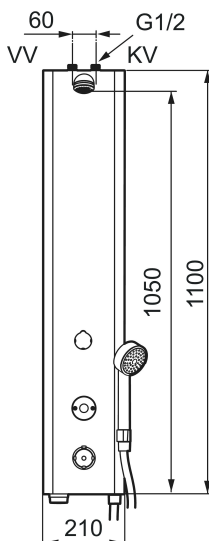




Unique characteristics



Backflow protection unit type 



FM Mattsson tronic shower panel WMS, with thermostatic function, battery operation

Article number: 95076000

Description: Stainless look, battery operation, included battery

- Shower panel with possibilities of wireless connection (subscription is required)
- With hand shower and hose
- Thermostatic function, with adjustable temperature
- Battery operation, can be converted to mains operation
- Connection up G1/2". Ball valve are ordered seperately
- With solenoid valve and filter
- Programmable start button. Rinsing time from 10–60 seconds, (30 seconds is the factory preset)
- Flush Timeout - safety shut-off to prevent flooding, maximum of 5 minutes
- Jet angle adjustable +/- 5°
- Flow limiter 9 l/min
- Stainless look
- Can be turned off by solenoid valve (eg for cleaning)
- Low power consumption - Long life
- Equipped with system for thermal disinfection against legionella
- IP class sensor, IP67
- Approved non-return valves, EN-Standard EN1717

Installation:

- Easy to change battery under the service cover without turning off the water supply
- Mains operation requires installation of the AC adapter FMM S600132, and power supply FMM S600129 alternatively transformer FMM S600128, plus extension cable FMM S600127

Tronic WMS:

- Note! Gateway and subscription or dongle are required for the WMS function

- The following options are available with wireless connection to our Tronic WMS system:
- Programmable rinsing time from 10–60 seconds, (30 seconds is the factory preset)
- Selection of activation type:
 - Saving mode, set time, always flush at the same time, factory preset mode
 - Normal, rinsing time is extended if you press again before it stops
 - Switching mode, set time, reactivation interrupts flushing
- Adjustable hygiene flushing, interval and rinsing time (in order to prevent stagnant water)
- Logging of all flushings with point of time, water consumption and temperature for individual mixer or group of mixers (minimum, maximum and average values)
- Battery monitoring
- Built-in temperature measurements of mixed water temperature
- Programmable temperature stop, the mixer will turn off directly at set maximum temperature
- Initiate hot water rinsing