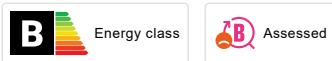

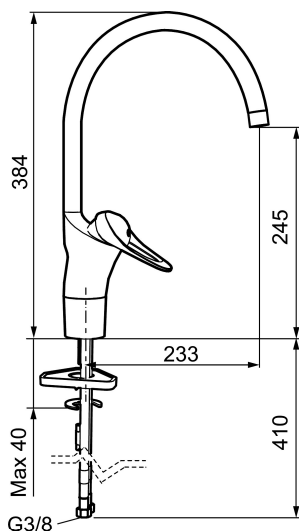




## Unique characteristics



Backflow protection unit type 



## 9000E II kitchen mixer

An optimal fusion of design and function. The FM Mattsson 9000E range ushers in a new generation of mixers that are environmentally engineered down to the last detail. The mixer brings beauty and technical perfection to your kitchen. Even in its basic version, the mixer has unique functions that save energy without compromising on comfort.

**Article number:** 80010010 **Flow 3 bar:** 8.0 l/m

**Description:** Chrome, connection nut G3/8"

- Cold Start
- Ceramic cartridge with soft closing function
- Adjustable flow control and temperature limiter
- Eco Flow (energy and water saving aerator)
- Swivel spout 60°, 85°, 110° or 360° (limitation part for 60° or 110° included)
- With dish washer valve, switchable between cold and hot water. Pre-set on cold water
- Soft PEX<sup>®</sup> hoses (stainless steel braided)
- Hole diameter Ø34-37 mm