

9000XE head shower kit

9000XE head shower kit is a head shower kit in brushed chrome.

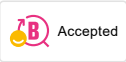
The telescopic shower bar allows the wall bracket's height to be adapted to the specific bathroom's ceiling height, as well as to the user's height and/or the preferred distance to the shower head.

This product is LEED certified, which means it meets the flow rate requirements applicable to certain new buildings and conversions.

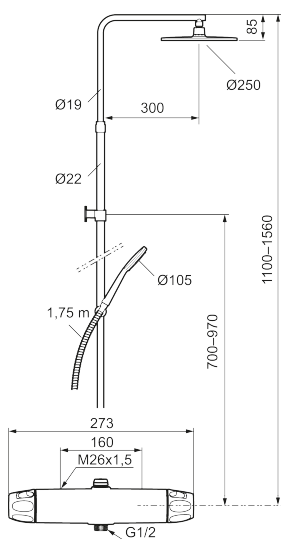
Article number: 86831003 **Flow 3 bar:** 6.0 l/m

Description: Brushed chrome, 160 c/c, LEED/BREEAM compliant

Unique characteristics



Backflow protection unit type **EB**



- Note! 160 c/c
- Safety mixer 9000XE and head shower set 9000XE
- With reversible headwork
- Anti lime-scale head- and hand shower
- Shower bar with slider and wall bracket with sealing
- Shower pipe can be shortened if required
- Wall bracket freely adjustable in height, 700–970 from connection and 50–100 mm from wall, 2x20 mm spacers included, with sealing, hidden pipe joint
- Lead Free material

PRODUCT DESCRIPTION

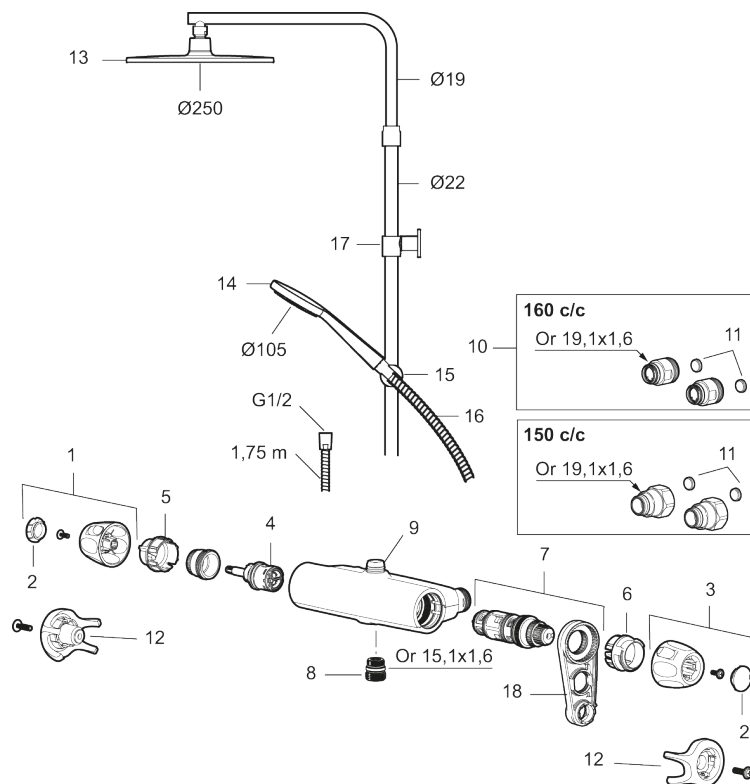
9000XE head shower kit

9000XE head shower kit is a head shower kit in brushed chrome.

The telescopic shower bar allows the wall bracket's height to be adapted to the specific bathroom's ceiling height, as well as to the user's height and/or the preferred distance to the shower head.

This product is LEED certified, which means it meets the flow rate requirements applicable to certain new buildings and conversions.

Article number: 86831003



Sparepartlist

| NO. | FMM NO. | RSK | DESCRIPTION |
|-----|------------|---------|--|
| 1 | S600083 | 8218917 | On/off handle, complete, krom |
| 1 | S600083.75 | 8218919 | On/off handle, complete, brushed chrome |
| 2 | S600116 | 8218920 | End cover, chrome |
| 2 | S600116.75 | 8218922 | End cover, brushed chrome |
| 3 | S600082 | 8218914 | Temperature handle, complete, chrome |
| 3 | S600082.75 | 8218916 | Temperature handle, complete, brushed chrome |
| 4 | S600020 | 8441462 | Ceramic headwork, with service tool (shower mixer) |
| 4 | S600269 | 8387232 | Ceramic headwork, without tool (shower mixer) |
| 5 | S600117 | 8439714 | Stop ring, reversible |

| NO. | FMM NO. | RSK | DESCRIPTION |
|-----|------------|---------|--|
| 6 | S600087 | 8439711 | Scalding protection ring |
| 7 | S600084 | 8439709 | Thermostatic cartridge, complete, incl. service tool |
| 7 | S600271 | 8397030 | Thermostatic cartridge, complete, without service tool |
| 8 | S600088 | 8439712 | Nipple M18x1–G1/2 for shower mixer |
| 9 | S600112 | 8920116 | Nipple M18x1 |
| 9 | S600265 | | Nipple M18x1, with flow regulator 9 l/min |
| 10 | 59800800 | 8592005 | Inlet connectors, 160 c/c |
| 11 | 38632006 | 8590311 | Filter |
| 12 | S600105 | 8439713 | Care-handle, black, 2 pcs |
| 13 | S600092 | 8237548 | Shower head, chrome |
| 13 | S600092.75 | 8237550 | Shower head, brushed chrome |
| 14 | S600091 | 8233001 | Hand shower, chrome |
| 14 | S600091.75 | 8233003 | Hand shower, brushed chrome |
| 15 | S600093 | 8239502 | Slider, chrome |
| 15 | S600093.75 | 8284780 | Slider, brushed chrome |
| 16 | S600109 | 8252036 | Shower hose, chrome |
| 16 | S600109.75 | 8252038 | Shower hose, brushed chrome |
| 17 | S600094 | 8221921 | Wall bracket, chrome |
| 17 | S600094.75 | 8221923 | Wall bracket, brushed chrome |
| 18 | S600298 | 3870203 | Service tool |